



# ANCILLARY EQUIPMENT

Screenprinting Equipment




GRAPHICS



EDUCATION



TEXTILES



ELECTRONICS



CREDIT CARDS



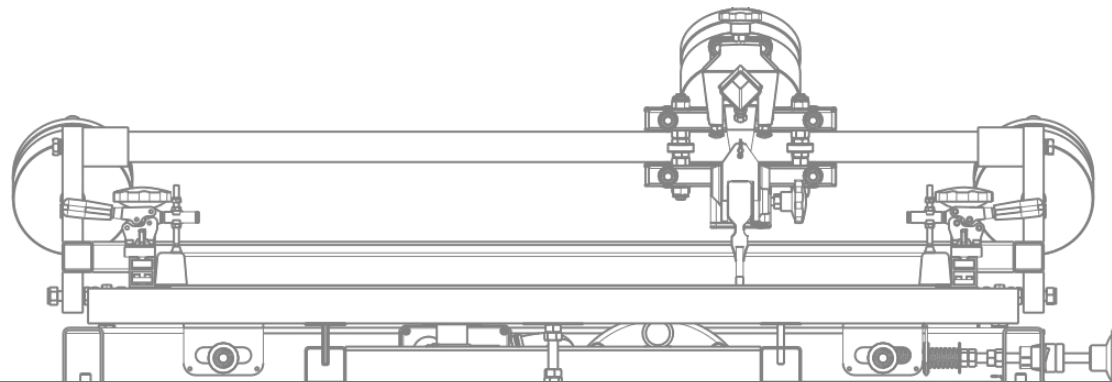
AUTOMOTIVE



MEDICAL



GLASS



# Natgraph

## Screenprinting Equipment



SELF CONTAINED EXPOSURE UNITS



ANGLED EXPOSURE SYSTEMS



LIGHT SOURCES



HORIZONTAL DRYING CABINETS



VERTICAL DRYING CABINETS



HAND TABLES



DRYING RACKS



WASHOUT BOOTHS

# Natgraph



## Self Contained Exposure Units

Natgraph manufacture a complete range of Self Contained Exposure Units to accept an extensive range of frame sizes within these compact, cabinet type systems. This design incorporates the Metal Halide Light Source in the base of the unit and the glass/vacuum frame on top; these units are therefore fully enclosed allowing safe operation, even in open work rooms.

A 6 model range covers every requirement, with 3 different sizes and various light source power levels available. From the small model 0, the mid sized model 1, 2 and 2B up to the larger models 3, 3A and 3B, there is a unit to accept all small to medium sized screen frames. All models include a Light Integrator as standard with additional features, including fluorescent touch-up lights and low power selection as standard.

For industrial, textiles, education and graphic applications, these self contained units are capable of exposing direct, capillary film or indirect photo-stencils as well as litho and pad printing plates, photo etch resists etc.

IN THE CASE OF THE  
LAMP FRONT GLASS BEING BROKEN  
THIS UNIT MUST NOT BE OPERATED  
THE UNFILTERED ULTRA-VIOLET RAYS  
ARE DANGEROUS

# Natgraph

INGHAM - ENGLAND

## SELF-CONTAINED EXPOSURE UNIT

LOW POWER  
HIGH POWER

TUBES

123



LIGHT INTEGRATOR

CANCEL START

1 2 3

LIGHT UNITS

VACUUM

LAMP ON

ISO

## Self Contained Exposure Units

The Natgraph range of Self Contained Exposure Units is designed to accept a wide range of screen frame sizes within these cabinet type systems. This design incorporates the light source in the base of the unit and the glass/vacuum frame on top; these units are therefore fully enclosed allowing safe operation even in open work rooms.

The intimate contact required for stencil exposure is obtained from a powerful yet quiet suction unit, the use of large bore pipework gives a quick 'pull down' time. The vacuum blanket is mounted to the top of the raising frame and the air exhausted through holes in the inside of this frame; thus allowing the total glass area to be utilised. The raising rubber frame is supported by 2 gas filled lifting arms.

All controls, including a Light Integrator are located on a front panel fitted to a large detachable service door. Fluorescent tubes (1 in the model 0) are also fitted to aid in the 'touching up' of positives etc. These units are of steel construction, on castors for mobility and are of a split construction allowing them to pass through a standard doorway during installation.

A 6 model range covers every requirement, with 3 sizes and various light source power levels available. From the small model 0, the mid sized model 1 and 2B up to the larger models 3, 3A and 3B, there is a unit to suit all small to medium sized screen frames.

Metal halide light sources from 1600 watts with automatic shutters, through to 2kW & 4/6kW systems having either rapid start or automatic shutters fitted depending upon the frame size and speed of operation required. The light sources can be fitted with either Diazo (420nm) or Photopolymer (365nm) lamps. (A universal lamp is fitted to models 0 & 1.)

### Exposure Unit Features

- Light Integrator (memory option)
- Easy lamp change and glass cleaning
- Rapid start or Automatic Shutter option
- Compact self contained unit
- Split construction
- Fluorescent 'touch up' lights
- Single phase and three phase versions
- Available in 6 sizes



Powerful vacuum system



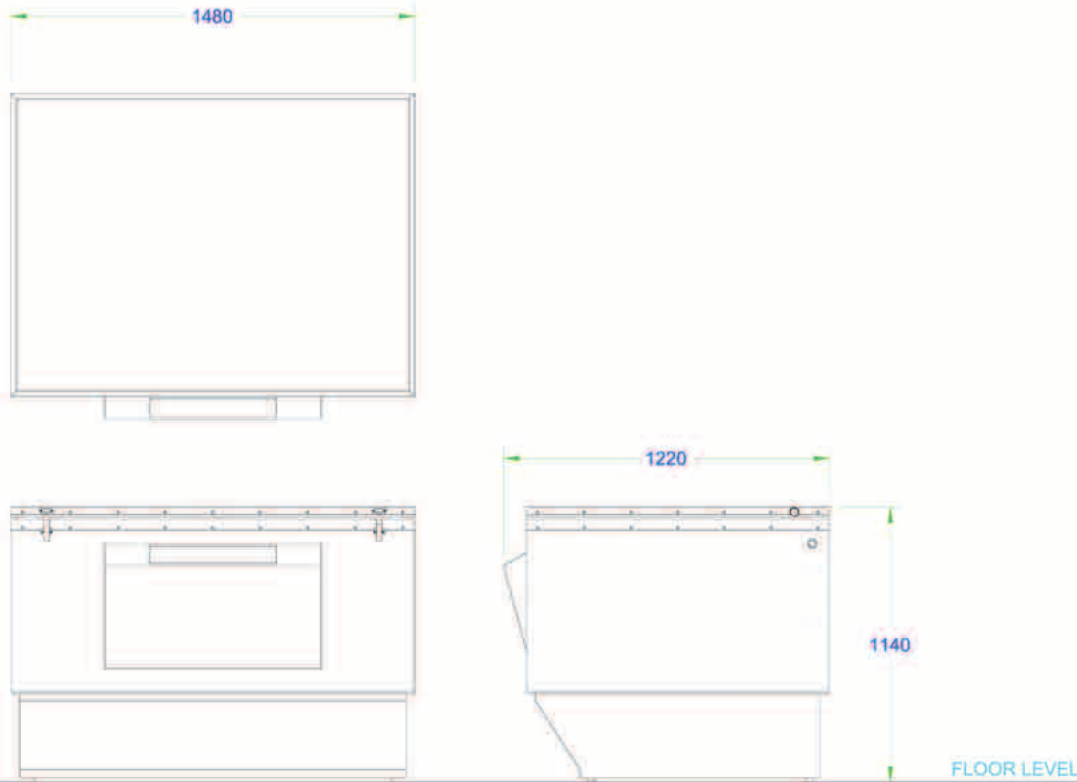
Metal Halide Light Source



Large bore pipework



Compact construction



## Specifications: Self Contained Exposure Units

Model No.	0	1	2B	3	3A	3B
<b>Maximum Frame Size</b>	69 x 100cm (27" x 40")	99 x 125cm (39" x 49")	99 x 125cm (39" x 49")	127 x 171cm (50" x 67")	127 x 171cm (50" x 67")	127 x 171cm (50" x 67")
<b>Lamp Power</b>	400 / 1600w	400 / 1600w	4 / 6kW	4 / 6kW	400 / 1600w	4 / 6kW
<b>System</b>	Auto Shutter	Auto Shutter	Auto Shutter	Rapid Start	Auto Shutter	Auto Shutter
<b>Height</b>	115cm (45")	115cm (45")	115cm (45")	124cm (49")	124cm (49")	124cm (49")
<b>Width</b>	130cm (51")	148cm (58")	148cm (58")	198cm (78")	198cm (78")	198cm (78")
<b>Depth</b>	94cm (37")	122cm (48")	122cm (48")	158cm (62")	158cm (62")	158cm (62")
<b>Weight</b>	150kgs (331lbs)	181kgs (399lbs)	250kgs (551lbs)	314kgs (551lbs)	296kgs (653lbs)	336kgs (741lbs)
<b>Voltage</b>	Single Phase	Single Phase	Three Phase	Three Phase	Single Phase	Three Phase
	230V 50Hz.AC	230V 50Hz.AC	400V 50Hz.AC	400V 50Hz.AC	400V 50Hz.AC	400V 50Hz.AC
<b>Current</b>	10 Amps	10 Amps	20 Amps	20 Amps	13 Amps	20 Amps

The manufacturer's policy is one of continuous improvement and the manufacturer therefore reserves the right to change or modify the design without prior notice. The technical specifications given are therefore for information only.

Download our  
brochures at:  
[www.natgraph.co.uk](http://www.natgraph.co.uk)

t +44 (0) 115 979 5800  
f +44 (0) 115 979 5700  
e [info@natgraph.co.uk](mailto:info@natgraph.co.uk)

Natgraph Ltd,  
Dabell Avenue,  
Blenheim Industrial Estate,  
Nottingham, NG6 8WA, UK

# Natgraph




## Angled Exposure Systems

Natgraph have introduced the Angled Exposure Systems to meet the demands of a changing industry by combining a standard stencil exposure machine with the ability to also expose Computer to Screen (CtS) photo stencils produced with wax jet or ink jet applied positive images. In developing this new concept, Natgraph have designed a unit that overcomes the problems experienced in high quality and high volume photo stencil processing.

This unit is the ultimate in fully automatic operation, with touch screen control of every aspect of the process that can be saved to memory for instant re-call. The sloping design of the glass allows easy loading/unloading and reduces the possibility of scratching the glass. It also allows the Metal Halide Light Source to be positioned further away from the stencil than in conventional enclosed systems. This improves light distribution and lowers glass temperature therefore improving definition and reducing film positive distortion.

Available in 3 standard sizes, with a variety of light sources, this system will accept a wide range of frame sizes. All models include a PLC based operating system giving the operator full control of all parameters and automatic operation, allowing better use of manpower within the stencil department.

For industrial, graphic and textile applications this is the ultimate exposure system capable of exposing all types of photo stencil automatically in the minimum of floor-space to the highest quality and consistency.



## Angled Exposure Systems

The Natgraph range of Angled Exposure Systems has been developed to increase productivity in the busy stencil processing department as well as being flexible enough to optionally expose CtS stencils in a controlled environment and ensure consistent image quality. This fully enclosed design allows easy loading and unloading of screen frames whilst reducing the possibility of accidental glass scratching.

The distance between the wide angle reflectors of the Metal Halide Light Source and the toughened glass is increased using this design and so light distribution is improved whilst reducing the heating effect. The main exposure chamber is also vented, so the glass temperature is lower than conventional self contained systems with horizontal glass. This reduces film positive distortion.

An optional glass temperature monitor and refrigeration unit can be incorporated into the units control system to guarantee glass temperature in the most demanding of environments.

In standard exposure mode, the rubber frame is lowered via the touch screen by the twin pneumatic cylinders and the process begins, the two vacuum pumps operate to give a quick 'pull down' to a high vacuum, the light source is then energised. The exposures are controlled by a light integrator incorporated into the PLC control system. Each exposure is energy dependent and so consistent exposures are guaranteed, each and every time. At the end of the exposure the light source switches off, the vacuum is automatically vented and the rubber frame rises.


Exposure and vacuum times for all types of photo emulsions can be put into the memory function for instant recall, thus ensuring consistent exposures. Two UV safe inspection lights are installed for checking alignment of screen frames etc. The PLC records lamp life and constantly checks lamp output.

Metal Halide Light Sources from 4/6kW with Natgraph's Rapid Start System or Automatic Shutter Systems are fitted depending upon application and model size. The light sources can be fitted with either Diazo (420nm) or Photopolymer (365nm) lamps.

These units require a three phase power and compressed air supply to operate.

### Angled Exposure System Features

- Fully Automatic Touch Screen Control
- Integrated Exposure Control
- Angled glass for easy load / unload
- Adjustable Vacuum times
- Pneumatic lifting of rubber and glass frames
- Exposes CTS wax or ink jet stencils
- Rapid Start or Automatic Shutter option
- Two Vacuum pumps
- Automatic Bleed
- Inspection Light
- Available in 3 sizes



Easy access for maintenance



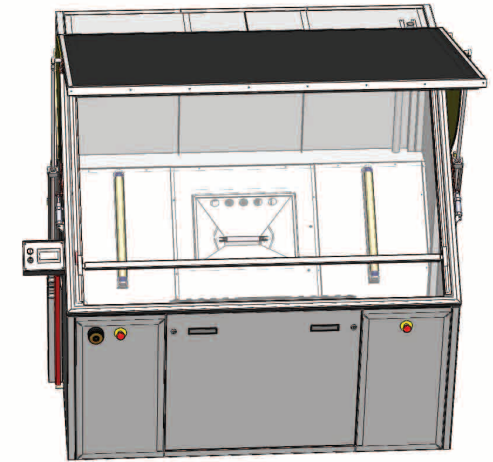

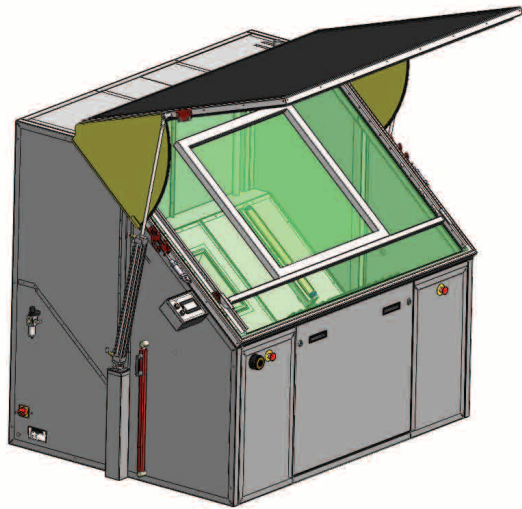
Two vacuum pumps



Pneumatic lifting of frames



Fully automatic



## Specifications: Angled Exposure Systems

Model No.	3	4	5
Maximum Frame Size	127 x 171cm (50" x 67")	173 x 230cm (68" x 90")	tbc
Height	188cm (74")	219" (86")	tbc
Width	221cm (87")	280cm (110")	tbc
Depth	165cm (65")	195cm (76")	tbc
Weight	675kgs. (1488lbs.)	925kgs. (2039lbs.)	tbc
Voltage	Three Phase 400V 50Hz.AC		
Power	8.5kW		
Current	38 Amps		
Compressed Air	5 bar / 7 Litres / Minute		

The manufacturer's policy is one of continuous improvement and the manufacturer therefore reserves the right to change or modify the design without prior notice. The technical specifications given are therefore for information only.

Download our  
brochures at:  
[www.natgraph.co.uk](http://www.natgraph.co.uk)

t +44 (0) 115 97 95 800  
f +44 (0) 115 97 95 700  
e [info@natgraph.co.uk](mailto:info@natgraph.co.uk)

Natgraph Ltd,  
Dabell Avenue,  
Blenheim Industrial Estate,  
Nottingham, NG6 8WA, UK


# Natgraph



## Metal Halide Light Sources & Light Integrator Systems

Natgraph manufacture a complete range of Metal Halide Light Sources to expose photo stencils or other Ultra Violet light sensitive products. Power levels from 1600 watts to 8kW provide the power and light distribution to expose stencils for CD printing frames through to large format display printing. Diazo (420nm) or Photopolymer (365nm) output lamps can be fitted. Stand mounted or overhead versions of these Light Sources are available.

All Natgraph Light Sources can also be operated by the in-built pre-set timer, or the optional, Natgraph Light Integrator Unit to ensure accurate exposures, in varying conditions each and every time.



## 1600 Watt Automatic Shutter

The Natgraph 1600 Watt Automatic Light Source uses a unique, sealed beam lamp, which emits light in both the 420nm and 365nm wavelengths. It is therefore able to expose both Diazo and Photopolymer light sensitive products very efficiently. This Light Source is ideal to expose small to medium print formats.

Exposures are controlled by an automatic pre-set timer, or as an option by a Light Integrator. This activates the shutters, bringing the unit from its stand-by (400 watts) setting to full power, resulting in accurate exposures and economical operation.

A near silent running cooling fan keeps the lamp-house, shutters, drive motor and controls cool, even when left on stand-by for long periods.

This unit requires a single phase power supply.

### 1600 Watt Automatic Shutter Features

- Automatic shutter
- Universal output lamp
- Stand mounted or overhead
- Low power stand-by
- Cooling fan
- Pre-set timer
- Integrator socket



## 4/6kW Rapid Start

The Natgraph 4/6kW Rapid Start system provides a high power Light Source that is extremely economical and reliable in operation. Exposures are controlled by an automatic pre-set timer or as an option, by a Light Integrator. Wide angle optics give even light coverage of the area to be exposed, reducing exposure times. This Light Source is ideal to expose medium to large formats.

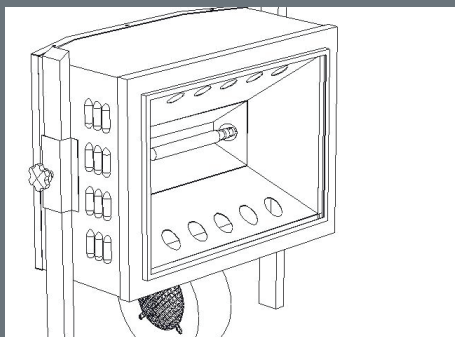
At the completion of the exposure the lamp is switched off and rapidly cooled for the next exposure, giving a restart time of 90 seconds. Power consumption on stand-by is only 40 watts, making this unit extremely economical to operate

The slim design of these Light Sources mean they take up very little floor-space and when installed overhead, they can be used with low ceiling heights. A safety window absorbs radiation below the 320nm level, removing dangerous ultra violet rays. Diazo or Photopolymer lamps will operate in this Light Source.

This unit requires a three phase power supply.

### 4/6kW Rapid Start Features


- Rapid start system
- Wide angled optics
- Toughened glass window
- Stand mounted or overhead
- Thermostatically controlled cooling
- Pre-set timer
- Integrator socket



8kW Automatic Shutter



1600 watt sealed beam lamp



Dangerous UV rays removed



Spare lamps available from Natgraph

## 8kW Automatic Shutter

The Natgraph 8kW Automatic Shutter Light Source has been developed for applications where instant repeat exposures are required. This Light Source is ideal to expose large to oversize jumbo formats.

Exposures are controlled by an automatic pre-set timer or as an option, by a Light Integrator. The shutter is direct driven, giving precise exposure control. On stand-by the unit drops in power to 1kW, giving economical operation for such a high power Light Source. A safety window absorbs radiation below the 320nm level, removing dangerous ultra-violet rays. Diazo or Photopolymer lamps will operate in this Light Source. This unit requires a three phase power supply.

### 8kW Automatic Shutter Features

- Automatic shutter
- 4 or 8kW output selection
- Stand mounted or overhead
- Thermostatically controlled cooling
- Toughened glass window
- Pre-set timer
- Integrator socket

## Light Integrators

The Natgraph Light Integrator is a UV energy dependent device that controls the duration of exposures to ensure the correct amount of light is received by the subject to be exposed. A light cell is fitted with a dedicated filter which measures the light received in the required wavelength. The information received by the unit is used to control the exposure length and only when the pre-selected quantity of light is received, is a signal sent to the Light Source to finish the exposure.

Variations in light output, due to ageing of the lamp, lamp distance, or power supply fluctuations are automatically compensated for, thus ensuring accurate exposures each and every time.

These units are a must for the busy exposure room, having the capability to memorise 7 different exposure settings and also having one manually settable channel. Programming is extremely easy and the memory is maintained whilst the unit is switched off.

### Light Integrator Features

- 7 Memory channels
- 10m long light cell and wiring harness
- 1 Manual channel
- Easy programming
- Metal case

## Specifications: Metal Halide Light Sources & Light Integrator Systems

Model No.	1600 Watt Automatic Shutter	4 / 6 kW Rapid Start	8 Kw Automatic Shutter	Light Integrator
Height	112cm (44")	127cm (50")	127cm (50")	10cm (4")
Width	66cm (26")	77cm (30")	77cm (30")	30cm (12")
Depth	31cm (12")	43cm (17")	43cm (17")	15cm (6")
Weight	55Kgs. (121lbs)	119kgs. (261lbs.)	142kgs. (312lbs.)	4kgs. (8lbs.)
Voltage	Single Phase 230V 50 / 60 Hz. AC	Three Phase 400 Volts 50 / 60Hz. AC	Three Phase 400 Volts 50 / 60Hz. AC	Single Phase 230V 50 / 60 Hz. AC
Power	1600 watts	6kW	8kW	150 watts
Current	10 Amps	30 Amps	30 Amps	2 Amps

The manufacturer's policy is one of continuous improvement and the manufacturer therefore reserves the right to change or modify the design without prior notice. The technical specifications given are therefore for information only.



Download our  
brochures at:  
[www.natgraph.co.uk](http://www.natgraph.co.uk)

t +44 (0) 115 97 95 800

f +44 (0) 115 97 95 700

e [info@natgraph.co.uk](mailto:info@natgraph.co.uk)

Natgraph Ltd,  
Dabell Avenue,  
Blenheim Industrial Estate,  
Nottingham, NG6 8WA, UK

# Natgraph



## Horizontal Screen Frame Drying Cabinets

Natgraph manufactures a range of Screen Frame Drying Cabinets for every application, these high specification units have been developed to provide a high speed, fully controlled drying system. Large volumes of recirculated air pass each side of the photo stencil, providing efficient drying and ensuring that the complete frame is maintained at the same temperature, vital for good print definition.

These cabinets utilise Natgraph's world renowned drying systems technology to achieve high air volumes and speeds, resulting in unrivalled efficiency and consistency of temperature across the whole screen, a must for today's high quality graphic and industrial screen printing applications.

SCREEN FRAME DRYING CABINET

**Natgraph**

NATGRAPH LTD - NOTTINGHAM - ENGLAND



## Horizontal Screen Frame Drying Cabinets

The Natgraph Horizontal Screen Frame Drying Cabinets have been developed to provide fast drying of photo stencils and screen frames in controlled drying conditions. Available in 5 standard sizes, these units will accept screen frames to print all popular medium to large print formats.

The cabinets have 5 drying levels, each with 2 sliding frame support bars to accept any frame size within the unit's capacity. As an option, a set of 'T' bars can be fitted to allow 2 smaller frames on each level.

Drying of the coated screens or capillary film is achieved with large volumes of recirculated air blown between the screen frames at high speed. To ensure there is no change in the screen frame size, the drying is achieved by the air passed above and below the stencil. The temperature of the recirculated air is regulated by a programmable controller linked to a platinum resistance sensor located within the air path. The air is forced through a 'jet wall' forming one complete internal side of the cabinet, with a 'suction wall' forming the opposite side. The screen frames sit within this high speed, high volume, temperature controlled air chamber, thus efficient operation with an even temperature and drying rate over the complete frame is ensured.

An adjustable damper provides control of the exhaust air and the fresh make up air passes through a replaceable air filter located on the side of the cabinet. 2 full sized, insulated access doors are provided at the front of the unit.

These cabinets are supplied with a useful work top as standard, but can also be manufactured with an optional fan cooled, illuminated glass top with diffuser to aid film positive/stencil comparison and 'stencil touch up'. All models are fully insulated with a double skinned construction, full sized access doors for maintenance, are on castors for mobility and have adjustable feet for final positioning.

### Horizontal Screen Frame Drying Cabinet

- High speed drying
- Low temperature operation
- Programmable temperature control
- Adjustable damper for exhaust air
- Air filter for inlet air
- Adjustable frame support bars
- Fully insulated
- Optional illuminated top
- Optional 'T' bars
- Available in 5 sizes



Optional adjustable 'T' bars



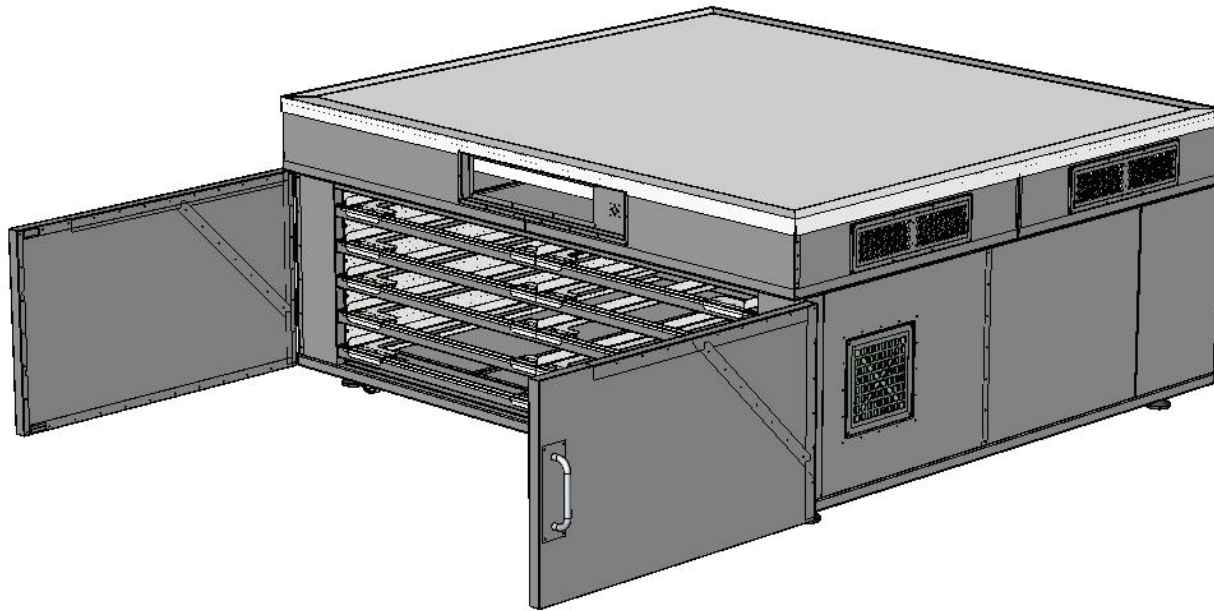
Programmable temperature control



Air intake filter



Forced air jet wall



## Specifications: Horizontal Screen Frame Drying Cabinets

Model No.	1	2	3	4	5
Maximum Frame Size	125 x 99cm (49" x 39")	143 x 122cm (56" x 48")	173 x 143cm (68" x 56")	221 x 173cm (87" x 68")	320 x 180cm (126" x 71")
Height	102cm (40")				
Width (+ 10cm exhaust spigot)	168cm (66")	183cm (72")	231cm (91")	261cm (103")	355cm (140")
Depth	170cm (67")	185cm (73")	206cm (81")	236cm (93")	236cm (93")
Weight (illuminated)	267kgs. (590lbs.)	304kgs. (670lbs.)	334kgs. (736lbs.)	420kgs. (925lbs.)	550kgs. (1210lbs.)
Voltage	Single Phase 230V 50Hz.AC				
Power	tbc	tbc	tbc	tbc	tbc
Current (illuminated)	tbc	tbc	tbc	tbc	tbc

The manufacturer's policy is one of continuous improvement and the manufacturer therefore reserves the right to change or modify the design without prior notice. The technical specifications given are therefore for information only.

Download our  
brochures at:  
[www.natgraph.co.uk](http://www.natgraph.co.uk)

t +44 (0) 115 97 95 800  
f +44 (0) 115 97 95 700  
e [info@natgraph.co.uk](mailto:info@natgraph.co.uk)

Natgraph Ltd,  
Dabell Avenue,  
Blenheim Industrial Estate,  
Nottingham, NG6 8WA, UK



## Vertical Screen Frame Drying Cabinets

Natgraph manufactures a complete range of Vertical Screen Frame Drying Cabinets to dry wet screen frames in the upright position after de-greasing, stencil removal or stencil processing (image wash-out) in the minimum of floorspace. Coated screens can also be dried in these cabinets, depending upon the emulsion and image type.

Available in 5 standard sizes, each accepting 10 frames, these units will dry screen frames to print all medium to large print formats. Special versions have been manufactured for larger quantities of frames, or for extra large 'jumbo' print formats, the biggest one so far is 3.8m x 2.3m.

These cabinets utilise Natgraph's world renowned drying systems technology to achieve high air volumes and speeds, resulting in unrivalled efficiency and consistency of temperature across the whole screen, a must for today's high quality graphic and industrial applications.



Natgraph

Built Stencil

Frames, Mesh & Stencils  
supplied by Coates Screen

Frames, Mesh & Stencils  
supplied by Coates Screen

Natgraph

Frames, Mesh & Stencils  
supplied by Coates Screen

Frames, Mesh & Stencils  
supplied by Coates Screen

## Vertical Screen Frame Drying Cabinets

The Natgraph range of Vertical Screen Frame Drying Cabinets has been developed to dry wet screen frames in the upright position after de-greasing, stencil removal or stencil processing (image wash-out). Coated screens can also be dried in these cabinets, depending upon the emulsion and image type.

Available in 5 standard sizes, each accepting 10 or more screen frames (2 smaller frames can be inserted in each position), these units will dry screen frames to print all medium to large print formats. Special versions have been manufactured for larger quantities of frames, or for extra large 'jumbo' print formats, the largest one so far is 3.8m x 2.3m.

Drying of wet screens is achieved with large volumes of recirculated air blown between the frames at high speed. To ensure there is no change in the screen frame size, the drying is achieved by low temperature air passed each side of the mesh. The temperature of the recirculated air is regulated by a programmable controller linked to a platinum resistance sensor located within the air path. A high efficiency fan system forces the air through a 'jet wall' which forms the complete back of the cabinet, then past each side of the screen frames and up into a suction inlet located at the top front of the cabinet.

The screen frames are therefore within a high speed, high volume, temperature controlled and filtered air chamber, providing efficient operation with even temperatures and drying rates over the complete screen frame. An adjustable damper provides control of the waste air to be exhausted out of the unit and the fresh air intake passes through a replaceable air filter.

All models accept 10 screen frames, can be easily loaded into the stainless steel angled base sections. These have been made with upright galvanised steel support tubes for the screen frame to rest against. This system, combined with 2 full sized insulated access doors, makes loading/unloading a one person operation, even with the largest of frame sizes.

The cabinets have full sized access panels for maintenance, are on castors for mobility and have adjustable feet for final positioning.


These units require a single phase power supply.

### Vertical Screen Frame Drying Cabinet

- Accepts 10 or more screen frames
- High speed drying
- Low temperature operation
- Programmable temperature control
- Adjustable damper for exhaust air
- Air filter for inlet air
- Easy slide in stainless steel base
- Fully insulated
- Available in 5 sizes



Easy load & unload



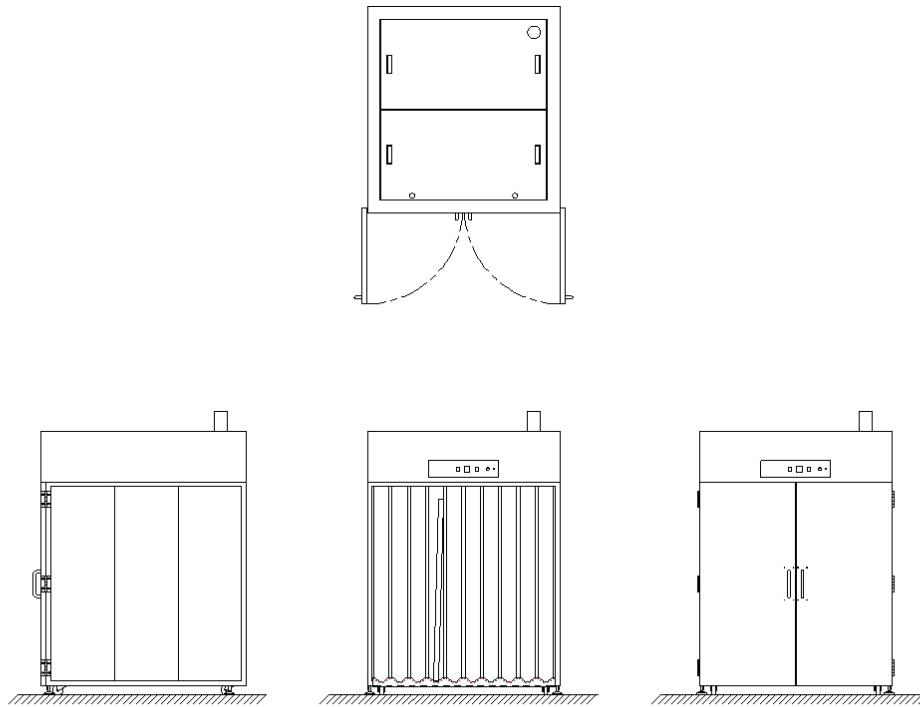
Accepts 10 or more screen frames



Programmable temperature control



3.8m x 2.3m Vertical Drying Cabinet



VERTICAL DRYING CABINET  
MODEL 2

## Specifications: Vertical Screen Frame Drying Cabinets

Model No.	1	2	3	4	5
<b>Maximum Frame Size</b>	125 x 99cm (49" x 39")	143 x 122cm (56" x 48")	173 x 143cm (68" x 56")	221 x 173cm (87" x 68")	315 x 173cm (124" x 68")
<b>Height</b>	211cm (83")	230cm (91")	230cm (91")	260cm (103")	260cm (103")
<b>Width</b>	155cm (61")				
<b>Depth</b>	150cm (59")	172cm (68")	224cm (88")	272cm (107")	365cm (144")
<b>Weight</b>	267kgs. (588lbs.)	304kgs. (670lbs.)	334kgs. (736lbs.)	435kgs. (959lbs.)	550kgs. (1213lbs.)
<b>Voltage</b>	Single Phase 230V 50Hz.AC				
<b>Power</b>	3kW	3kW	tbc	tbc	tbc
<b>Current</b>	13 Amps	13 Amps	tbc	tbc	tbc

The manufacturer's policy is one of continuous improvement and the manufacturer therefore reserves the right to change or modify the design without prior notice. The technical specifications given are therefore for information only.

Download our  
brochures at:  
[www.natgraph.co.uk](http://www.natgraph.co.uk)

t +44 (0) 115 97 95 800  
f +44 (0) 115 97 95 700  
e [info@natgraph.co.uk](mailto:info@natgraph.co.uk)

Natgraph Ltd,  
Dabell Avenue,  
Blenheim Industrial Estate,  
Nottingham, NG6 8WA, UK

# Natgraph



## Hand Operated Screen Process Tables & Drying Racks

Natgraph manufacture a complete range of Hand Operated Screen Process Printing Tables to provide a versatile production unit that can be used for the 'one off' job through to large production print runs. Available in 4 standard sizes, there is a unit available for all popular manually printed formats.

The Natgraph range of Screen Process Drying Racks has been designed to meet the drying requirements of smaller quantity screenprinting, whilst being both versatile and functional. Substrates can be left to air dry on the 50 open mesh trays of the rack, thus utilising available floorspace to the maximum.



## Hand Tables

The Natgraph range of Hand Operated Screen Process Printing Tables has been developed to provide versatile printing units that can be used for the 'one off' job through to large production print runs. Available in 4 standard sizes, there is a model available for all popular manually printed formats.

A rigid and heavy duty welded framework supports the black, laminate faced suction base and master frame hinge assemblies. The suction base is adjustable in all directions and can also be rotated to obtain the correct registration position required for fine definition, multi colour printing. All adjustments are lockable, including the base itself.

The master frame assembly allows any size of screen frame to be quickly positioned anywhere within the table's print area. The 2 extruded aluminium side arms each have 2 sliding frame clamps, permitting quick frame changes. The master frame is height adjustable to a maximum of 50mm, therefore the tables can print on objects as well as any normal flat substrate, including metal, glass or acrylic sheets. (Special machines can be made to print higher objects up to 200mm.)

These units require a single phase power supply.

### Hand Table Features

- Heavy duty, well balanced construction
- Sliding side arms / frame clamps
- Electrically operated suction valve
- Front register locking device
- 4 standard sizes
- One arm squeegee unit
- Fully adjustable master frame
- Laminate suction base
- Special sizes built to order
- Optional shelf



## Drying Racks

The Natgraph range of Screen Process Drying Racks has been designed to meet the drying requirements of small screenprinting jobs, whilst being both versatile and functional. Substrates can be left to air dry on the open mesh trays of the rack, utilising the available floorspace to the maximum. Each tray is counter sprung to ensure smooth operation and no contact with the substrate on the tray below. These drying racks are also used in education for drying paintings.

The 50 trays are stove enamelled, with every 10th one identified by different coloured feet for counting purposes. The open fronted trays have strengthening bars to prevent any sag in the centre, with a 12mm gap between the trays. Oversized sheets can be accepted, because the only contact points are these corner mounted feet.


The racks are available in 2 standard sizes, to accept medium to large print format sizes. Castors on ball bearing swivels, allow the rack to be easily moved and to cope with uneven floor surfaces. The castors are made of steel and if required the racks can be used in stoving ovens. These racks can be easily dismantled to enable them to pass through a normal doorway.

### Drying Rack Features

- Available in 2 sizes
- Sprung loaded trays
- Easy dismantling / re-assembly
- Every 10th tray identified
- Cast iron castors



Hand operated table



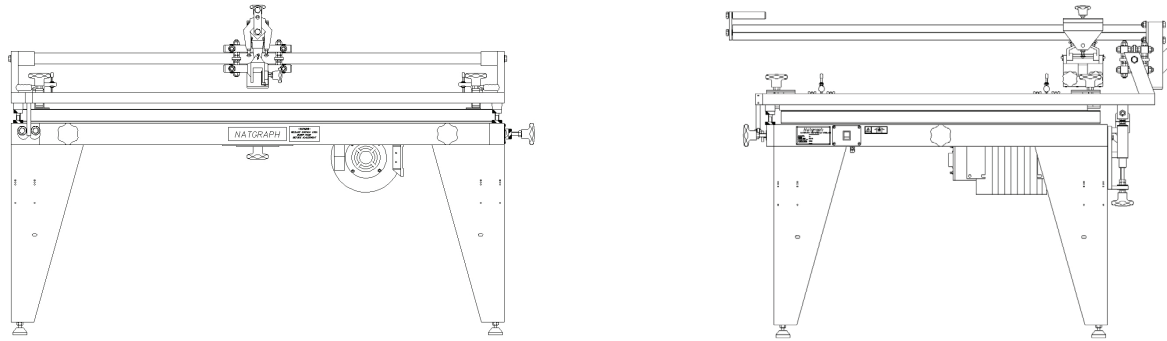
Side arm &amp; sliding frame clamps



Springs to ensure smooth operation



Mesh trays allow air flow



## Specifications: Hand Operated Printing Tables

Model Number	0	1	2	3
Print / Suction Area	56 x 46cm (22" x 18")	81 x 56cm (32" x 22")	107 x 81cm (42" x 32")	158 x 107cm (62" x 42")
Maximum Frame Size	102 x 76cm (40" x 30")	127 x 86cm (50" x 34")	153 x 112cm (60" x 44")	208 x 137cm (82" x 56")
Suction Base Size	117 x 76cm (46" x 30")	142 x 86cm (56" x 34")	168 x 112cm (66" x 44")	223 x 137cm (88" x 54")
Maximum Print - Height	5cm (2")			
Width	135cm (53")	162cm (64")	185cm (73")	236cm (93")
Height - Open	162cm (64")	183cm (72")	188cm (74")	203cm (80")
Height - Closed	91cm (36")			
Depth	153cm (60")	157cm (62")	190cm (75")	203cm (80")
Weight	160kgs (353lbs)	200kgs (441lbs)	220kgs (485lbs)	280kgs (617lbs)
Voltage	Single Phase 230V 50Hz.AC			
Power	150 watts	150 watts	150 watts	400 watts
Current	2 Amps	2 Amps	2 Amps	3 Amps

## Specifications: Screen Process Drying Racks


Model Number	1	2
Tray Size	79 x 105cm (31" x 41")	155 x 105cm (61" x 41")
Number of Trays	50	
Height - Open	214cm (84")	229cm (90")
Height - Closed	158cm (62")	
Width	117cm (46")	170cm (67")
Depth	94cm (37")	117cm (46")
Weight	150kgs (331lbs)	302kgs (666lbs)

The manufacturer's policy is one of continuous improvement and the manufacturer therefore reserves the right to change or modify the design without prior notice. The technical specifications given are therefore for information only.

Download our  
brochures at:  
[www.natgraph.co.uk](http://www.natgraph.co.uk)

t +44 (0) 115 97 95 800  
f +44 (0) 115 97 95 700  
e [info@natgraph.co.uk](mailto:info@natgraph.co.uk)

Natgraph Ltd,  
Dabell Avenue,  
Blenheim Industrial Estate,  
Nottingham, NG6 8WA, UK



## Stencil Processing & Screen Cleaning Equipment

Natgraph manufacture a complete range of Stencil Processing Units and Washout Booths in 7 standard sizes to accept screen frames from small through to large print formats.

This equipment is designed to meet the operational needs of fine quality stencil processing and manual screen cleaning, as well as environmental and safety requirements.

The Stencil Processing Units are brightly illuminated to aid in 'image washout' and are equipped with an in-line water heater and hand held spray head.

The Washout Booth is available in 2 versions, for stencil removal with water and screen cleaning (ink removal) using solvents. The ink removal version has an in-built ducting system for the extraction of solvent laden air. An optional fan is available, this complies with the ATEX directive 94/9/EC required by European legislation.

Natgraph manufacture an optional Solvent Recirculation Unit to be used when screen cleaning by hand, this unit saves on solvent usage as well as preventing solvents from entering the mains drainage system. This unit also complies with the ATEX directive.

The Angled Light Box is designed to aid in 'touching in' photo stencils, available in 4 standard sizes these units allow convenient access to even the largest of screens.

## Angled Light Boxes

The Natgraph Angled Light Boxes are available in 4 standard sizes and are designed for checking and re-touching photo stencils with ease. A bright illuminated toughened glass panel, (fan cooled), is diffused with a gold acrylic sheet, which is restful to the eye and has a reduced UV output. Thus allowing unexposed stencils to be 'blue filled' without fogging.

An adjustable frame support bar is fitted to the front to accept different sized frames.

### Angled Light Box Features

- Toughened glass
- Box section stand
- Cooling fans
- 4 standard sizes
- Adjustable frame support bar
- Gold diffuser
- Easy tube change



## Stencil Processing Units

The Natgraph range of Stencil Processing Units is available in 7 standard sizes to accept screen frames to print from small through to large format sizes. They are manufactured from stainless steel with 4 steel legs with adjustable feet.

These units have a brightly illuminated acrylic rear panel which assists in the washing out of fine detail stencils to aid in the complete removal of the image area. Illumination is provided by a high efficiency set of fluorescent tubes operated by a safety switch, these tubes can be easily changed via a rear access door.

An instant water heater is located on the outside of the unit, which supplies temperature controlled water to a hand held spray head. The temperature of the water coming from the spray head is indicated by an in-line temperature gauge. (A 15mm, high pressure cold mains water supply is required.)

### SPU Features

- Large, illuminated acrylic panel
- Stainless steel construction
- Easy tube change
- Electric water heater
- Water temperature gauge
- Adjustable frame height
- 7 standard sizes

## Washout Booths & Extraction Fan

The Natgraph range of Washout Booths is available in 7 standard sizes and 2 different versions, to accept screen frames to print from small through to large format sizes. They are manufactured from stainless steel with 4 steel legs with adjustable feet.

The standard versions of these booths are intended for cleaning with water and can be used in conjunction with a separate High Pressure Washer unit, to re-use screen frames by 'blasting off' the used stencil. This booth is ideal for this process, as a deep construction and fold in lip around the extremes are designed to minimise splash-back. The 1.1/2" waste outlet can be connected to mains drainage for this process as long as the chemicals used are 'bio-degradable'.


The vented versions are intended for screen cleaning with solvents for the removal of waste inks and therefore have an integral ducting system through which solvent laden air is drawn down into the base of the booth, away from the operator. This air then passes up through the double back wall of the booth to the standard ducting connection flange on the top of the unit, from where the air can be vented to atmosphere via a stainless steel extraction fan. (These fans comply with the ATEX Directive 94/9/EC, required by European legislation for electrical and mechanical equipment used in potentially explosive atmospheres.)

### WOB Features

- Stainless steel construction
- Adjustable frame height
- Swivel feet
- 7 standard sizes
- Optional ATEX approved, flameproof extraction fan

## High Pressure Washers

Natgraph supply 2 types of Karcher High Pressure Washers to wash off used stencils. These are industrial models, not to be confused with domestic units. The smaller HD 5/11 C (240V) has a maximum pressure of 110 psi, this is an upright unit and ideal for small to medium frame sizes, whilst the larger HD 6/13 C Plus has a bar of 130, and is suitable for all frame sizes with intensive use.



SPU - Large, illuminated acrylic panel



ATEX Approved extraction fan



ATEX Approved recirculation unit



KARCHER High pressure washers

## Solvent Recirculation Units

The Natgraph Solvent Recirculation Unit is made of stainless steel, consisting of a 30 litre, freestanding holding tank that contains a filter basket, and flameproof solvent pump which complies with the ATEX directive 94/9/EC, required by European legislation for electrical and mechanical equipment used in potentially explosive atmospheres.

The removable filter basket has a weir system incorporated in it, with progressively finer filtering to remove large debris and smaller pieces of dried ink etc. The residue of solids from within the dirty cleaning solvent settles to the bottom of the basket, leaving the cleaner solvent to be pumped back for re-use. The filter basket can be lifted out of the unit to enable convenient and safe disposal of the waste materials, fresh solvent can be added whilst the lid is removed.

A control valve regulates the solvent flow through the solvent resistant hose to the specially designed, hand held brush for screen cleaning. A large, flexible return pipe connects between the Washout Booth and the Solvent Recirculation Unit.

This unit requires a three phase power supply as standard, but can be supplied single phase as an option.

## Specifications: Solvent Recirculation Units

<b>Height</b>	60cm (24")
<b>Width</b>	38cm (15") including pipe work
<b>Depth</b>	53cm (21")
<b>Weight</b>	38kgs. (84lbs.)
<b>Voltage</b>	Three Phase 400V 50Hz.AC
<b>Power</b>	0.26kW
<b>Current</b>	1 Amp

## Specifications: Stencil Processing Units

Model No.	0	1	2	3	4	5	6
<b>Max. Frame Size</b>	76 x 91cm (30" x 36")	107 x 132cm (42" x 52")	155 x 132cm (61" x 52")	183 x 152cm (72" x 60")	229 x 183cm (90" x 72")	270 x 221cm (106" x 87")	320 x 221cm (125" x 87")
<b>Illuminated Area</b>	56 x 71cm (22" x 28")	91 x 102cm (36" x 40")	122 x 112cm (48" x 44")	152 x 132cm (60" x 52")	191 x 168cm (75" x 66")	tbc	tbc
<b>Height</b>	168cm (66")	180cm (71")	191cm (75")	209cm (82")	246cm (97")	tbc	tbc
<b>Width</b>	102cm (40")	132cm (52")	178cm (70")	208cm (82")	254cm (100")	tbc	tbc
<b>Depth</b>	84cm (33")						
<b>Weight</b>	86kgs. (190lbs.)	109kgs. (240lbs.)	124kgs. (273lbs.)	148kgs. (326lbs.)	199kgs. (439lbs.)	225kgs. (495lbs.)	255kgs. (560lbs.)
<b>Voltage</b>	Single Phase 230V 50Hz.AC						
<b>Power</b>	8.5kW						
<b>Current</b>	40 Amps						

## Specifications: Washout Booths

Model No.	0	1	2	3	4	5	6
<b>Maximum Frame Size</b>	76 x 91cm (30" x 36")	107 x 132cm (42" x 52")	155 x 132cm (61" x 52")	183 x 152cm (72" x 60")	229 x 183cm (90" x 72")	270 x 221cm (107" x 87")	320 x 221cm (125" x 87")
<b>Height</b>	168cm (66")	180cm (71")	191cm (75")	209cm (82")	246cm (97")	290cm (115")	290cm (115")
<b>Width</b>	86cm (34")	117cm (46")	163cm (64")	193cm (76")	239cm (94")	310cm (122")	360cm (142")
<b>Depth</b>	73.6cm (29")						
<b>Weight</b>	65kgs. (143lbs.)	70kgs. (154lbs.)	92kgs. (203lbs.)	110kgs. (243lbs.)	170kgs. (418lbs.)	190kgs. (418lbs.)	230kgs. (506lbs.)

## Specifications: Angled Light Boxes

Model No.	2	3	4	5
<b>Max. Frame Size</b>	107 x 132cm (42" x 52")	155 x 132cm (61" x 52")	186 x 150cm (73" x 59")	223 x 179cm (88" x 70")
<b>Height</b>	168cm (66")	182cm (72")	182cm (72")	226cm (89")
<b>Width</b>	147cm (57")	177cm (70")	208cm (82")	245cm (97")
<b>Depth</b>	66cm (26")	72cm (28")	72cm (28")	72cm (28")
<b>Weight</b>	109kgs. (240lbs.)	124kgs. (273lbs.)	148kgs. (326lbs.)	199kgs. (439lbs.)
<b>Voltage</b>	Single Phase 230V 50Hz.AC			
<b>Power</b>	0.6kW	0.8kW	1kW	1.8kW
<b>Current</b>	2.5 Amps	3.3 Amps	4.2 Amps	7.5 Amps

The manufacturer's policy is one of continuous improvement and the manufacturer therefore reserves the right to change or modify the design without prior notice. The technical specifications given are therefore for information only.

Download our brochures at:  
[www.natgraph.co.uk](http://www.natgraph.co.uk)

t +44 (0) 115 97 95 800  
f +44 (0) 115 97 95 700  
e [info@natgraph.co.uk](mailto:info@natgraph.co.uk)

Natgraph Ltd,  
Dabell Avenue,  
Blenheim Industrial Estate,  
Nottingham, NG6 8WA, UK